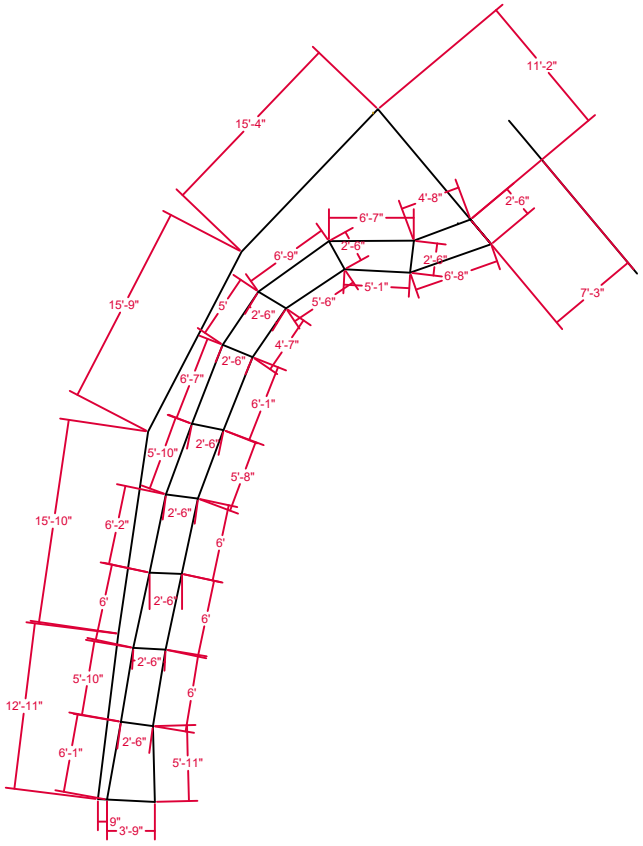

Raw Input of Original Drawing

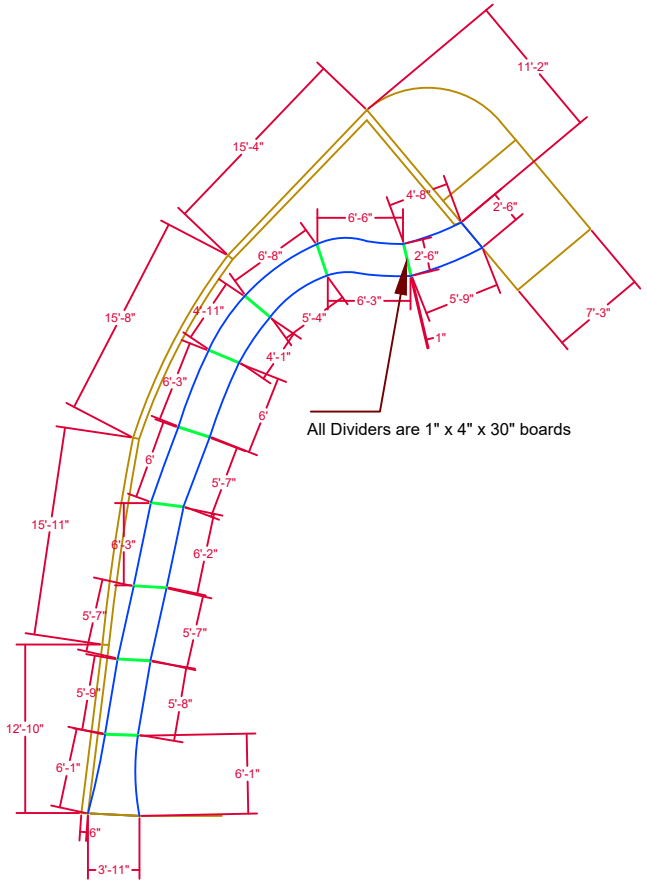

Proposed Design

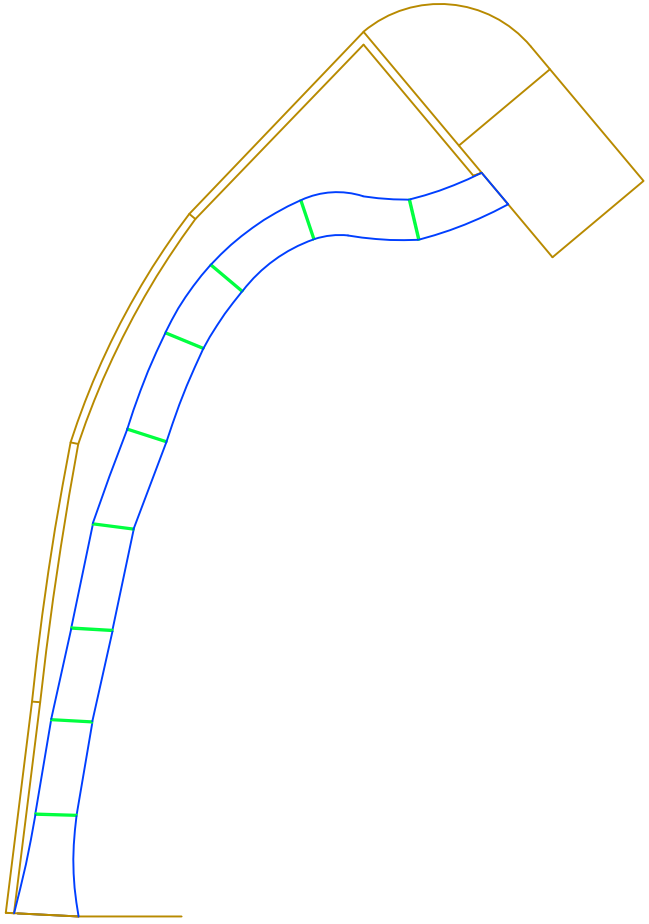

Proposed Design without Dimensions

Name: Julian Sicaud
Class: ENGR 215 Spring 2018

Date: 4/1/2018
Assignment: CAD #3 Permeable Path Install Design

Description: My team, Team^2, had decided that a floor plan measurement of our site may be a good idea. We measured distances from a central point, deleted,in the drawing, to each end of 1x 4 boards dividing the individual blocks of concrete and the dimensions of each of those blocks in order to render an accurate schematic of the path. The first drawing on the left is the raw input of the original hand drawing with the team's measurements of the existing path. The drawing in the middle is the updated and proposed plan for a new path. The specific length and shape of the path is still up for review by the team. The current path has sunken too low so the new one will need to be brought up to grade so the shape of the path may change. The last drawing on the right depicts the path with out dimensions.